Ansicht Unten

bottom view

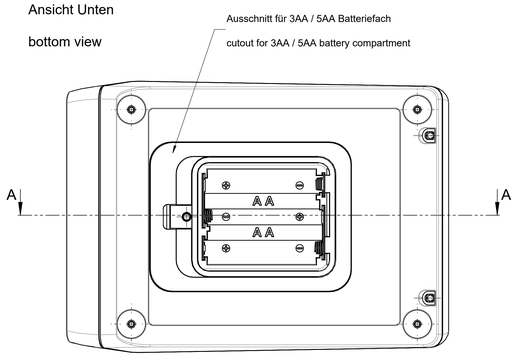

Hauptteil mit Batteriefach

Main section with battery compartment

Ansicht Unten

bottom view

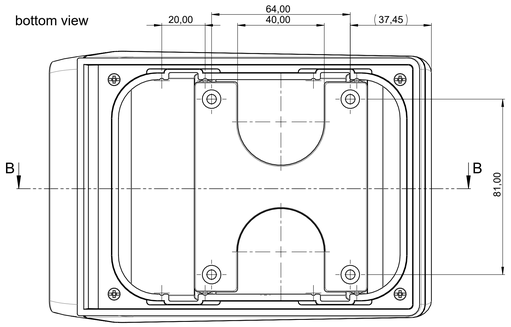

Hauptteil mit Wandmontage

Main section with wall mounting

Ansicht Unten

bottom view

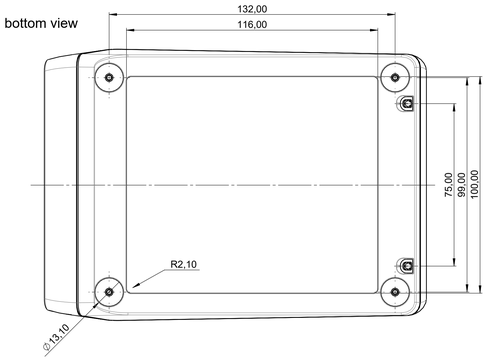

Schnitt A-A

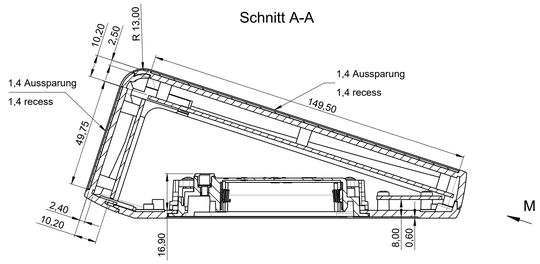

Schnitt B-B

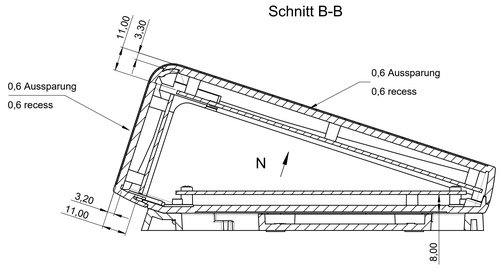

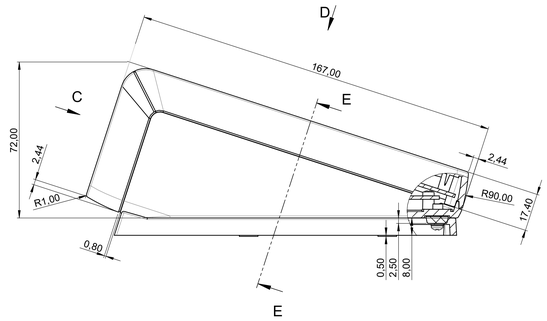

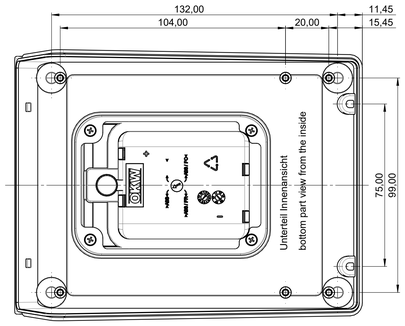

M

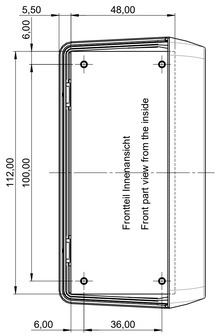

N

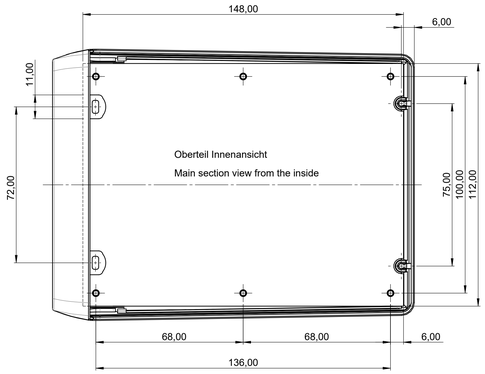

C

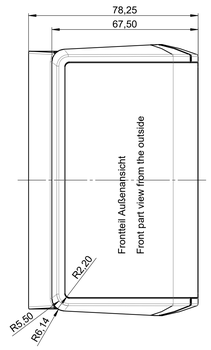

D

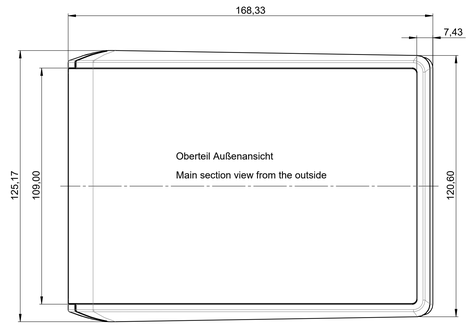

5AA Batteriefach

5AA battery compartment

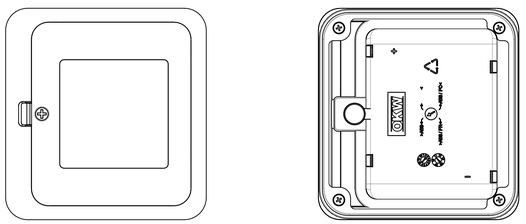

3AA Batteriefach

3AA battery compartment

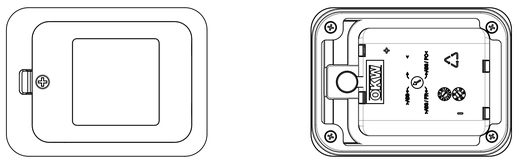

Schnitt E-E

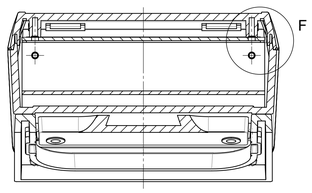

Detail F (2 : 1)

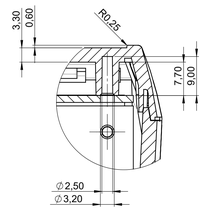

Bitte die Maße an aktuellen Teilen abnehmen.
Diese unterliegen material- und produktionsspezifischen Fertigungstoleranzen.

Please take the dimensions from current parts.
These are subject to material- and manufacturing-specific tolerances.

Informationskopie
wird nicht aktualisiert
Copy for Information
will not be updated

Technische Änderungen vorbehalten. Irrtümer oder Druckfehler begründen keinen Anspruch auf Schadensersatz. Wichtige Einbaumaße bitte direkt mit dem aktuellen Produkt abstimmen.

Subject to technical modification without prior notice. Typographical and other errors do not justify any claim for damages. All dimensions should be verified using an actual moulded part.

Sous réserve de modifications techniques. Toute erreur ou faute de frappe ne justifie aucune réclamation de dommages-intérêts. Il convient de vérifier les dimensions des composants avec les boîtiers avant le montage.

Erst. am: 16.09.2022	Toleranzen:	Status: ENTWICKLUNG	DIN 6 Teil 2
Erst. von: J. Wiesbäcker			
Freig. am:	Volumen:	Zeichnungsart: KUNDE	
Freig. von:			
Revision: 01			

This document contains proprietary information of OKW Gehäusesysteme GmbH and is tendered subject to the conditions that the information be retained in confidence not be reproduced or copied and not be used or incorporated in any product.

OKW GEHÄUSE SYSTEME

UNITEC S
All Versions

B4054xxx

M 1:1

Für dieses Dokument behalten wir uns alle Urheberrechte vor. Es darf auch auszugsweise weder vervielfältigt noch Dritten in irgendeiner Form zugänglich gemacht werden.

Dateiname
0000979A