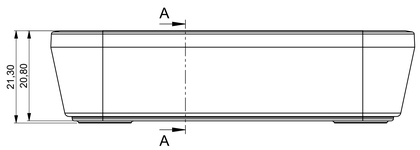

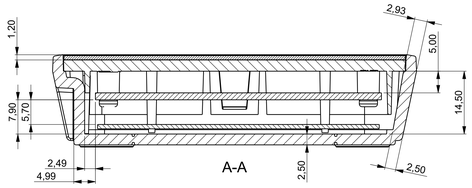

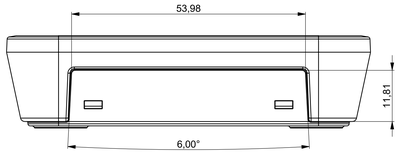

Darstellung ohne Folientstatur, Platinenschrauben und Oberteil
illustration without membrane keyboard, PCB-Screws and top part

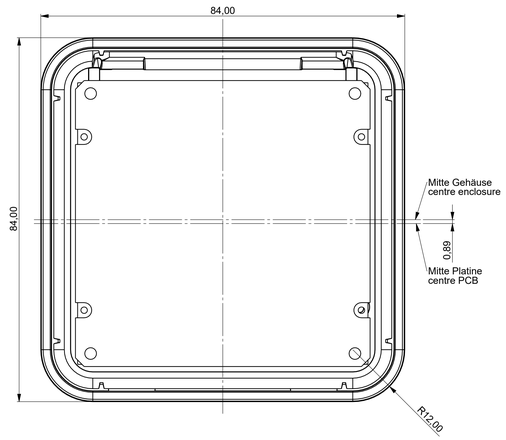

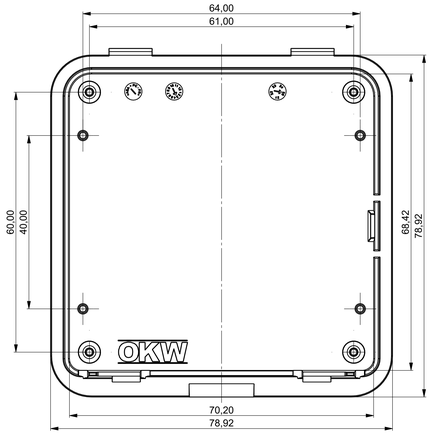

Platine
PCB

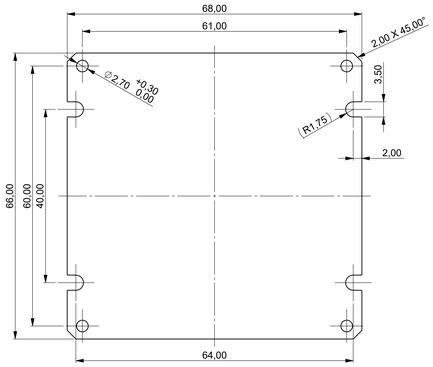

Hartpapierplatte
hard paper board

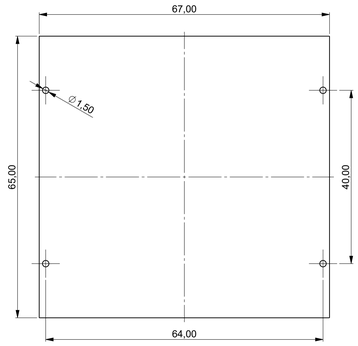

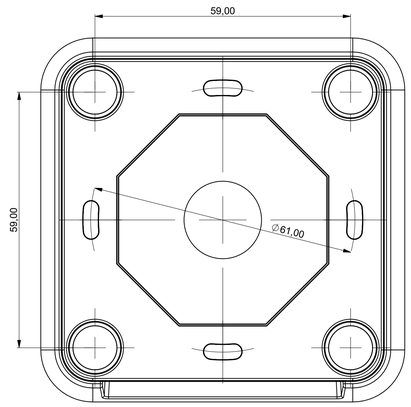

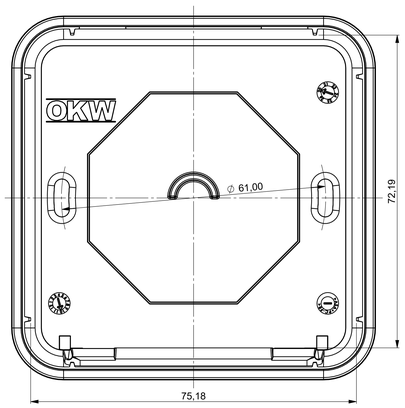

Folientastatur
membrane keyboard



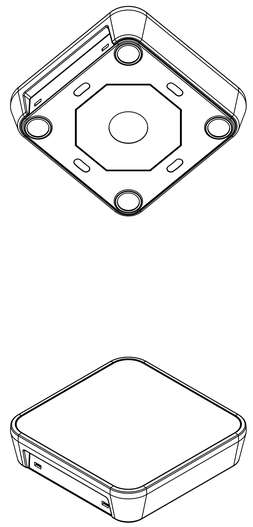

Iso Ansicht Maßstab 1:1

Bitte die Maße an aktuellen Teilen abnehmen.
Diese unterliegen material- und produktionsspezifischen Fertigungstoleranzen.

Please take the dimensions from current parts.
These are subject to material- and manufacturing-specific tolerances.

Informationskopie
wird nicht aktualisiert
Copy for Information
will not be updated

Technische Änderungen vorbehalten. Irtümer oder Druckfehler ausgeschlossen. Die Abmessungen entsprechen dem zum Baumuster bitte direkt mit dem aktuellen Produkt abstimmen.

Subject to technical modification without prior notice. Typographical and other errors do not justify any claim for damages. All dimensions should be verified using an actual moulded part.

Sous reserve de modifications techniques. Toute erreur ou faute d'impression ne justifie aucune demande d'indemnisation. Nous prions les clients de vérifier les dimensions des composants avec les boîtiers avant le montage.

Erst. am: 11.02.2020	Toleranzen:	Status:	
Erst. von: Philipp Schell	DIN ISO 20457 TG 6	ENTWICKLUNG	
Freig. am:	Volumen:	Zeichnungsart:	DIN 6 Teil 2
Freig. von:		KUNDE	
Revision: 01			

This document contains proprietary information of OKW Gehäusesysteme GmbH and is tendered subject to the conditions that the information be retained in confidence not be reproduced or copied and not be used or incorporated in any product.

OKW GEHÄUSE SYSTEME

SMART-PANEL S85
Gehäuse Ausführung 1

C6402107

M 2:1

Für dieses Dokument behalten wir uns alle Urheberrechte vor. Es darf auch auszugsweise weder vervielfältigt noch Dritten in irgendeiner Form zugänglich gemacht werden.

Dateiname: 00026902