



- Off-white, RAL 9002
- Pebble gray, RAL 7032
- Light gray, RAL 7035
- Silver gray, RAL 7001
- Lava, NCS S 7502-B
- Black, RAL 9005

(depending on the article)



## THE PRODUCT

OKW offers you a comprehensive range of ACCESSORIES.

Adapted to the application, our standard cases can thus be modified in many different ways. OKW accessories are designed to be practical, thus providing you with more flexibility for your individual case.

Here, too, numerous solutions show our high propensity to innovate.

## YOUR ADVANTAGE

You, too, can use the various options for individual modification, e.g.

- to mount a table top case on the wall
- to achieve easy opening of the cases using rational hinge and locking techniques
- to improve your ergonomics and carrying comfort by means of a universal tilt foot bar or handle bar
- for the installation of a battery compartment, if required
- for vibration-free, twist-free installation of cables

## APPLICATIONS

Perfectly matched to the OKW range of cases.

Also universally applicable.

Wide choice – depending on requirements.

Innovative and practical.

More comfort in use.

Rational installation.

In some cases through snap-in technique.

Savings in time and costs.

## ACCESSORIES FOR ENCLOSURES

Picture	Article Supply	Application / Version	Part-No.	
	<b>Belt / pocket clip</b> 1 clip, 1 mounting kit of 2 self-tapping screws $\varnothing$ 0.087" x 0.236".	Universal clip. 2 boreholes $\varnothing$ 0.165" at a centre distance of 0.787" necessary. Recommended for DATEC-POCKET-BOX® L, M, S, SHELL-TYPE CASES 85 and 110, FLAT-PACK CASES 100 N	ABS, off-white, RAL 9002	A 91 72 107
			ABS, black, RAL 9005	A 91 72 109
	<b>Combi-Clip</b> 1 set.	Universally usable for small plastic case as a push-on clip for shirt or belt (width 1.182", thickness approx. 0.118") and/or as a wall suspension unit. 3-part design: adapter, push-on clip and wall suspension element with screw head covers. The push-on clip is removable. This makes the bottom side of the case freely accessible.  For enclosures with minimum 0.157" wall thickness or spacer required.	ABS, off-white, RAL 9002	A 91 52 047
			ABS, lava, NCS S 7502-B	A 91 52 048
			ABS, black, RAL 9005	A 91 52 049
	<b>Wall suspension element</b> 1 wall suspension element, 1 adapter and 1 assembly kit.	Universally applicable, for small plastic cases with 0.118" wall thickness. Rational installation. Wall susp. element pebble gray, adapter off-white.	Recommended for SHELL-TYPE CASE 110 (without battery compartment), FLAT-PACK CASE 120, DESK CASE 190 and COMTEC 120. [adapter dim. = 1.969" x 3.937"]	B 13 50 048
			Recommended for SHELL-TYPE CASE 155/190 (both without battery compartment), FLAT-PACK CASES 150/189/210, DESK CASE 190, COMTEC 150/200/290. [adapter dim. = 2.283" x 4.882"]	B 13 60 048
	<b>Wall mounting bracket</b> 4 pcs	Exterior wall mounting elements for SHELL-TYPE CASES 110, 155 and 190. Fastening to the case by means of the case fixing screws.	PA, pebble gray, RAL 7032	A 92 04 108
	<b>Hinge</b> 2 pcs, assembly kit.	Left-hand or right-hand hinge. For securing the cover while opening the case. Additional machining (holes) of the cases necessary. Easy assembly. Recommended for DATEC-TERMINAL® S, SL and M and cases with a cover's height of min. 0.709".	PP, off-white, RAL 9002	A 91 93 027
	<b>Lock</b> 1 lock 4-parts incl. assembly kit.	Locking device, optionally to latch on demand. After locking, can only be opened using a tool. Additional machining (bore holes) of the cases is necessary. Easy assembly. Recommended for DATEC-TERMINAL® S, SL and M and cases with a cover's height of min. 0.709".	PA 6 reinforced, off-white, RAL 9002	A 91 93 047
	<b>Fastening element for DIN-Rails</b> 1 pc incl. assembly kit.	For fastening the cases to DIN-Rails according to DIN EN 60 715 TH35 and G32. Recommended for TOPTEC starting from size 123 F/H and cases with a length of min. 3.346".	PA 6, off-white, RAL 9002	B 13 00 017
			PA 6, black, RAL 9005	B 13 00 019
	<b>Tilt foot bar</b> 1 tilt foot bar, assembly kit.	Can be placed in any position to choose an ergonomical reading angle. 2 boreholes 0.165" at a centre distance of 0.354" necessary. For enclosures with minimum 0.157" wall thickness or spacer required.	ABS, off-white, RAL 9002	A 91 52 057
			ABS, lava, NCS S 7502-B	A 91 52 058
			ABS, black, RAL 9005	A 91 52 059





## ACCESSORIES FOR ENCLOSURES

Part-No.	Application / Version	Article Supply	Picture
A 92 50 807	ABS, off-white, RAL 9002 side length 3.189"	<b>Tilt foot bar</b> 1 tilt foot bar, 2 self-tapping screws $\varnothing$ 0.087" x 0.236".	
A 92 50 809	ABS, black, RAL 9005 side length 3.189"		
A 92 50 817	ABS, off-white, RAL 9002 side length 1.693"		
A 92 50 819	ABS, black, RAL 9005 side length 1.693"		
A 92 07 150	Clear anti-slide feet for the case, transparent, 2 x $\varnothing$ 0.256"		
	Tilt foot bar can be placed in any position to choose an ergonomic reading angle. 2 boreholes $\varnothing$ 0.165" at a centre distance of 0.787" necessary. Depending on the wall thickness of the cases maybe wearing parts are necessary. Recommended for SHELL-TYPE CASES 110/155, HAND-HELD-BOX P and M and FLAT-PACK CASES. "Special version for DATEC-MOBIL-BOX S/M see page 21."		
A 92 57 107	Vers. I without tilt leg ABS (UL 94 HB) off-white, RAL 9002, rubber insert pebble gray	<b>Case feet</b> 4 pcs each with self-tapping screws (max. 0.157" wall-thickness).	
A 92 57 207	Vers. II with tilt legs ABS (UL 94 HB) off-white, RAL 9002, rubber insert pebble gray		
A 92 57 105	Vers. I without tilt leg ABS (UL 94 HB) light gray, RAL 7035, rubber insert pebble gray		
A 92 57 205	Vers. II with tilt legs ABS (UL 94 HB) light gray, RAL 7035, rubber insert pebble gray		
A 92 57 109	Vers. I without tilt leg ABS (UL 94 HB) black, RAL 9005, rubber insert pebble gray		
A 92 57 209	Vers. II with tilt legs ABS (UL 94 HB) black, RAL 9005, rubber insert pebble gray		
A 92 07 150	$\varnothing$ 0.256", H = 0.079", Silicone, transparent; suitable for OKW cases with recess: SHELL-TYPE CASES 85 & 110, TOPTEC, FLAT-PACK CASE 150 A	<b>Anti-Slide feet</b> 2 pcs each.	
A 92 10 290	$\varnothing$ 0.374", H = 0.150", 'Soft-Clear' Polyurethane, transparent; suitable for OKW cases with recess: SHELL-TYPE CASES 155 & 190, DESK CASES 138, 190 & 220, COMBI DESK CASES F/H, KEYBOARD HOUSING, FLAT-PACK HOUSINGS 120-189 N/H & 210 A		
A 92 12 330	$\varnothing$ 0.472", H = 0.138", Silicone, transparent	<b>Ring eyelet</b> 1 pc each.	
A 91 00 001	plastic, volcano, NCS S5502-G, inside ring diameter 0.098", max. wall thickness 0.118", location hole $\varnothing$ 0.157" required		
A 91 00 002	plastic, volcano, NCS S 5502-G, inside ring diameter 0.157", max. wall thickness 0.157", location hole $\varnothing$ 0.197" required		
	For universal use. For threading in hand straps and the like. Simple installation with locking hook.		
B 91 00 022	silver/black, with quick-action lock, approx. 33.858" long	<b>Carrying strap "Reflex"</b> 1 piece.	
B 91 00 044	gray, with quick-action lock, approx. 7.874" long		
A 91 64 001	nickel-plated, $\varnothing$ 0.807"	<b>Key ring</b> 1 piece.	
A 03 04 031	$\varnothing$ 0.087" x 0.197"		
A 03 05 031	$\varnothing$ 0.098" x 0.236"	<b>Self-tapping screws</b> 1 pc each.	
A 03 06 031	$\varnothing$ 0.118" x 0.236"		
A 03 08 031	$\varnothing$ 0.118" x 0.315"		
	Self-tapping crosshead screw (type PZ1), specifically suitable for plastic. For fastening components, boards and PCBs. Which screws for which OKW enclosure? See our website.		
A 91 99 005	suitable for cable $\varnothing$ approx. 0.197" - 0.276", PA 6 reinforced, volcano, NCS S 5502-G	<b>Strain relief</b> 1 strain relief, 2 self-tapping screws $\varnothing$ 0.118" x 0.236".	
	Suitable for ART-CASE base (plan version), DATEC-KEYBOARD, LUX CASE, VARIO-BOX Rear panel 3 and station DATEC-CONTROL XS/S.		

## A ACCESSORIES FOR ENCLOSURES

Picture	Article Supply	Application / Version	Part-No.
	<b>Battery compartment 4 x AA</b> 1 battery comp. and assembly kit.	ABS, for 4 x 1.5 V mignon cells (AA) Only for use conventional battery clips – see separate articles: set A 91 61 001 (①) or individual battery clips (④ - ⑨). Suitable for COMTEC 150/200, DATEC-CONTROL S, DATEC-MOBIL-BOX M, ERGO-CASE M/L and HAND-TERMINAL M. As an alternative to battery compartment kit A 93 45 217 (see enclosure).	A 91 74 004
	<b>Set of battery clips</b> 1 set each.	① for 4 x 1.5 V mignon cells (AA), tin-plated, suitable for battery compartment A 91 74 004 (COMTEC 150/200, DATEC-CONTROL S, DATEC-MOBIL-BOX M, ERGO-CASE M/L, HAND-TERMINAL M) as well as HAND-HELD-BOX N with battery compartment and LUX CASE 150/190 with battery compartment	A 91 61 001
		② for 4 x 1.5 V mignon cells (AA), tin-plated, suitable for DATEC-MOBIL-BOX L with battery compartment	A 91 61 002 as alternative to A 91 90 012
		③ for 2 x 1.5 V mignon cells (AA), tin-plated, suitable for DATEC-MOBIL-BOX S with battery compartment	A 91 94 001 as alternative to A 91 90 011
	<b>Battery clips single pieces</b> 1 piece each.	④ large, double contact, steel tin-plated ⑤ small, single contact, steel tin-plated	A 91 93 003 A 91 93 004
		⑥ large, double contact, steel nickel-plated ⑦ small, single contact, steel nickel-plated	A 91 93 005 A 91 93 006
		⑧ large, double contact, CuBe <sub>2</sub> nickel-plated* ⑨ small, single contact, CuBe <sub>2</sub> nickel-plated*	A 91 93 008 A 91 93 009
		For battery compartment 4 x 1.5 V (AA) A 91 74 004 (COMTEC 150/200, DATEC-CONTROL S, DATEC-MOBIL-BOX M, ERGO-CASE M/L, HAND-TERMINAL M) as well as battery compartment 1.5 V mignon cells (AA) of SHELL-TYPE-CASE, HAND-HELD-BOX N and LUX CASE 150/190. * Non corrosive material, especially for use in corrosion-causing areas, where salty and acidic atmospheres prevail.	
	<b>Set of battery clips</b> 1 set each.	⑩ for 4 x 1.5 V mignon cells (AA), nickel-plated, as a replacement for battery compartment kit A 93 45 217 (COMTEC 150/200, DATEC-CONTROL S, DATEC-MOBIL-BOX M, ERGO-CASE M/L, HAND-TERMINAL M)	A 91 90 010 as a replacement for battery comp. kit A 93 45 217
		⑪ for 2 x 1.5 V mignon-cells (AA), nickel-plated, suitable for DATEC-MOBIL-BOX S with battery compartment	A 91 90 011 as alternative to A 91 94 001
		⑫ for 4 x 1.5 V mignon-cells (AA), nickel-plated, suitable for DATEC-MOBIL-BOX L with battery compartment	A 91 90 012 as alternative to A 91 61 002
		⑬ for 4 x 1.5 V mignon-cells (AA), nickel-plated, suitable for LUX CASE 150/190 with battery compartment, SHELL-TYPE-CASE V 155, V 190, G 155 and G 190 with battery compartment 4 x AA, HAND-HELD-BOX N with battery comp.	A 91 90 013 as alternative to battery clips ④ - ⑨
		⑭ for 2 x 1.5 V mignon-cells (AA), nickel-plated, suitable for SHELL-TYPE-CASE V 155 and G 155 with battery compartment 2 x AA Compliant with DIN EN 60601. The modified geometry rules out the possibility of a short circuit when inserting the batteries incorrectly.	A 91 90 014 as alternative to battery clips ④ - ⑨
	<b>Battery clips single pieces</b> 1 piece each.	⑮ for single contact "Positive", nickel-plated steel ⑯ for single contact "Negative", nickel-plated steel	A 91 93 011 A 91 93 012
		⑰ for double contact "Left", nickel-plated steel ⑱ for double contact "Right", nickel-plated steel Compliant with DIN EN 60601. The modified geometry rules out the possibility of a short circuit when inserting the batteries incorrectly. As a replacement for battery compartment kit 4 x 1.5 V (AA) A 93 45 217 (COMTEC 150/200, DATEC-CONTROL S, DATEC-MOBIL-BOX M, ERGO-CASE M/L, HAND-TERMINAL M) as well as for battery compartments 1.5 V (AA) of SHELL-TYPE-CASE, HAND-HELD-BOX N and LUX CASE 150/190.	A 91 93 013 A 91 93 014

## ACCESSORIES FOR ENCLOSURES





Part-No.	Application / Version	Article Supply	Picture
A 91 90 003 as alternative to A 91 90 002	nickel-plated for 2 x N / 2 x AA / 2 x AAA, suitable for DATEC-POCKET-BOX S, M, L or for 2 x AA, suitable for SMART-CASE L, XL	<b>Set of battery clips</b>  1 set.	
A 92 50 250	PE foam with one-sided adhesive coating, 1.969" x 0.984" x 0.157" For taking up the gap when fitting AA cells instead of a 9 V flat battery in the battery compartment. Recommended for DATEC-POCKET-BOX L, DATEC-MOBIL-BOX S, DATEC-CONTROL XS, HAND-TERMINAL, LUX- CASE 150 and 190, SHELL-TYPE-CASE with battery compartment for AA batteries and HAND-HELD-BOX N.	<b>Battery spacer</b>  1 piece.	
A 91 60 003	① version lateral, cable length approx. 3.937"	<b>Plug-in contacts</b>  1 pc each.	
A 91 93 002	② version T-shape, cable length approx. 3.937"		
A 91 56 002	③ version lateral, cable length approx. 5.584" (recommended for battery holder A9156001)  Suitable for 9 V flat battery (PP3/LF22). Contact diameters 0.224" / 0.209" each.		
A 93 36 117	3 x 1.5 V mignon cells (AA), outside dim. 3.661" x 2.717", ABS, off-white, RAL 9002	<b>Battery compartment kit</b>  1 battery comp., 1 battery comp. lid + M3 screw, 1 holder, 2 sealings, 1 set of battery clips, nickel-plated, 4 self-tapping screws.	
A 93 36 118	3 x 1.5 V mignon cells (AA), outside dim. 3.661" x 2.717", ABS, lava, NCS S 7502-B		
A 93 36 119	3 x 1.5 V mignon cells (AA), outside dim. 3.661" x 2.717", ABS, black, RAL 9005		
A 93 38 117	5 x 1.5 V mignon cells (AA), outside dim. 3.661" x 3.858", ABS, off-white, RAL 9002		
A 93 38 118	5 x 1.5 V mignon cells (AA), outside dim. 3.661" x 3.858", ABS, lava, NCS S 7502-B		
A 93 38 119	5 x 1.5 V mignon cells (AA), outside dim. 3.661" x 3.858", ABS, black, RAL 9005  For direct installation in front panels or case walls. Easy battery replacement. Battery compartment lid for snap-in and/or screw-on mounting. Assembly: Screwed to bracket from behind. Alternatively with adhesive foil, on request. Recommended for 0.118" wall thickness where a recess of 0.059" is necessary, for the battery compartment is flush with the wall surface. Adjustment of recess or screw length required for greater wall thicknesses.		

**NEW PRODUCT**

## ACCESSORIES FOR ENCLOSURES

Picture	Article Supply	Application / Version		Part-No.							
	<b>Battery holders</b> For direct installation in front and rear panels. Battery replacement is considerably easier – housings need not be opened. 1 pc each	<b>for 1.5 V mono cells (D/LR20)</b> PA reinforced, black, operat. temp. up to +70°C.	mounting length 3.094"	for 1 cell	A 93 01 110						
			mounting length 5.630"	for 2 cells	A 93 01 120						
			mounting length 7.992"	for 3 cells	A 93 01 130						
	<b>for 1.5 V baby cells (C/LR14)</b> PA reinforced, black, operat. temp. up to +70°C. 1 pc each	<b>for 1.5 V baby cells (C/LR14)</b> PA reinforced, black, operat. temp. up to +70°C.	mounting length 2.441"	for 1 cell	A 93 01 210						
			mounting length 4.331"	for 2 cells	A 93 01 220						
			mounting length 6.260"	for 3 cells	A 93 01 230						
	<b>for 1.5 V mignon cells (AA/LR6)</b> PA reinforced, black, operat. temp. up to +70°C.	<b>for 1.5 V mignon cells (AA/LR6)</b> PA reinforced, black, operat. temp. up to +70°C.	mounting length 2.685"	for 1 cell	A 93 01 310						
			mounting length 4.669"	for 2 cells	A 93 01 320						
			mounting length 6.673"	for 3 cells	A 93 01 330						
	<b>Battery holders</b> With pull-out drawer. Snap-in system permits safe opening by hand. Direct contact system with rear soldering contacts in the housing. 1 pc each	<b>for 9 V flat battery (PP3/LF22)</b> PA reinforced, black.	outside dim. 2.094" x 1.142" x 2.283"	for 1 battery with one drawer	A 93 02 510						
			<b>for 9 V flat batteries (PP3/LF22)</b> PA reinforced, black.	outside dim. 3.386" x 1.142" x 2.283"	for 2 batteries with two drawers	A 93 02 520					
					<b>for 1.5 V mignon cells (AA/LR6)</b> PA reinforced, black.	outside dim. 3.752" x 1.024" x 2.421"	for 4 cells with one drawer	A 93 02 540			
	<b>Battery holders</b> Insert battery holders. Sturdy construction for industrial uses. With direct line connection – can be soldered or used with plugs 0.110" x 0.012". With pins for boards. Assembly: The holders can be lined up. There are lateral connecting grooves and two fastening holes. 1 pc each.	<b>for 1.5 V mono cell (D/LR20)</b> PA reinforced, black.	outside dim. 1.508" x 1.374" x 2.795"			battery dim. ø 1.346" x 2.421"	A 93 03 110				
				<b>for 1.5 V mono cell (D/LR20)</b> PA reinforced, black.	outside dim. 1.189" x 1.051" x 2.331"	battery dim. ø 1.031" x 1.969"	A 93 03 210				
						<b>for 1.5 V mignon cell (AA/LR6)</b> PA reinforced, black.	outside dim. 0.693" x 0.988" x 2.374"	battery dim. ø 0.571" x 1.988"	A 93 03 310		
								<b>for 1.5 V micro cell (AAA/LR03)</b> PA reinforced, black.	outside dim. 0.535" x 0.669" x 2.067"	battery dim. ø 0.413" x 1.752"	A 93 03 410
										<b>for 9 V flat battery (PP3/LF22)</b> PA reinforced, black.	outside dim. 1.165" x 1.035" x 2.291"
	<b>for 1.5 V mignon cell (AA/LR6)</b> PP, black.	outside dim. 1.260" x 0.630" x 2.598"	for 2 batteries	A 91 56 001							

## ACCESSORIES FOR ENCLOSURES

Part-No.	Application / Version		Article Supply	Picture
C 23 12 418	M12 x 0.059"	Cable glands of the best material for shake and twist-proof cable lead-in for OKW housings. High protection class IP 68. Polyamide, silver gray, RAL 7001.	<b>Cable glands with strain relief</b> 1 pc each.	
C 23 16 418	M16 x 0.059"*1			
C 23 16 618	M16 x 0.059"*2			
C 23 20 418	M20 x 0.059"*3			
C 23 20 428	M20 x 0.059"*4			
C 23 25 418	M25 x 0.059"			
C 23 32 418	M32 x 0.059"			
C 23 12 518	M12 x 0.059"	Cable glands of the best material for shake and twist-proof cable lead-in for OKW housings. High protection class IP 68. Polyamide, silver gray, RAL 7001.	<b>Cable glands with strain relief and bending protection</b> 1 pc each.	
C 23 16 518	M16 x 0.059"			
C 23 20 518	M20 x 0.059"*3			
C 23 20 528	M20 x 0.059"*4			
C 23 25 518	M25 x 0.059"			
C 23 12 117	M12 x 0.059"	Polyamide, light gray, RAL 7035.	<b>Counternuts</b> 1 pc each.	
C 23 16 117	M16 x 0.059"			
C 23 20 117	M20 x 0.059"			
C 23 25 117	M25 x 0.059"			
C 23 32 117	M32 x 0.059"			
C 23 12 126	M12 x 0.059"	Mounting between housing and gland flange to preserve the high protection class <b>IP 68</b> of the OKW cable glands. Polyethylene, natural-colored.	<b>Sealing ring for external thread</b> 1 pc each.	
C 23 16 126	M16 x 0.059"			
C 23 20 126	M20 x 0.059"			
C 23 25 126	M25 x 0.059"			
C 23 32 126	M32 x 0.059"			

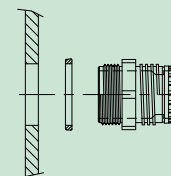
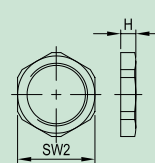
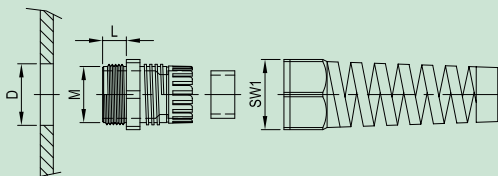
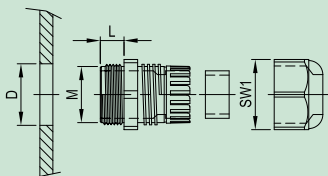
## INFO-BOX

Cable gland with strain relief


Cable gland with strain relief and bending protection

Counternuts

Sealing ring for external thread



Thread	Key width		Clamp ranges			Mounting drills					
	Dim. in inches					ø in inches (comparison between PG and metric thread)					
	SW1	SW2	D	L	H	ø in inches	PG7	PG9	PG11	PG16	PG21
M12 x 0.059"	0.591	0.669	0.492	0.315	0.197	0.118 - 0.256					
*1 M16 x 0.059"	0.866	0.866	0.650	0.315	0.197	0.197 - 0.394					
*2 M16 x 0.059"	0.945	0.866	0.650	0.591	0.197	0.197 - 0.394					
*3 M20 x 0.059"	0.945	1.063	0.807	0.433	0.236	0.236 - 0.472					
*4 M20 x 0.059"	1.063	1.063	0.807	0.591	0.236	0.394 - 0.551					
M25 x 0.059"	1.299	1.260	1.004	0.591	0.236	0.512 - 0.709					
M32 x 0.059"	1.654	1.614	1.280	0.591	0.276	0.709 - 0.984					



## ACCESSORIES FOR ENCLOSURES

Article / Supply	Application / Version	Part-No.
<b>Handle bar / Bail arm</b> 2 side arms, 1 mounting kit. (please order the profile separately)	Side arms kit* <sup>1</sup> Side arms PA reinforced, off-white, RAL 9002 / push-buttons volcano	A 93 00 722
	Side arms kit* <sup>1</sup> Side arms PA reinforced, light gray, RAL 7035 / push-buttons volcano	A 93 00 822
	Side arms kit* <sup>1</sup> Side arms PA reinforced, black, RAL 9005 / push-buttons volcano	A 93 00 522
<b>Handle bar / Bail arm</b> 2 side arms, 1 mounting kit. (please order the profile separately)	Length of the side arms: 5.571"	
	* <sup>1</sup> suitable profile, silver matt anodized available as separate part on demand, extrusion length = case width + 0.118"	
	 The handle can be mounted from the outside and inside. It can be removed in the 135° position. Ratchet with 30° indexing. If the handle is overloaded the ratchet will automatically disengage to avoid damaging the mechanism!	
	Side arms kit* <sup>2</sup> Side arms PA reinforced, off-white, RAL 9002 / push-buttons RAL 7032	A 93 00 016
	Side arms kit* <sup>2</sup> Side arms PA reinforced, off-white, RAL 9002 / push-buttons RAL 9002	A 93 00 017
<b>Handle bar / Bail arm</b> 2 side arms, 1 mounting kit. (please order the profile separately)	Side arms kit* <sup>2</sup> Side arms PA reinforced, pebble gray, RAL 7032 / push-buttons RAL 9002	A 93 00 018
	Side arms kit* <sup>2</sup> Side arms PA reinforced, black, RAL 9005 / push-buttons RAL 9005	A 93 00 015
	Length of the side arms: 5.039"	
	* <sup>2</sup> suitable aluminum profile, matt anodized as separate part on demand, extrusion length = case width - 0.630"	
	Possible to mount from the inside, strong ratchet with 30° indexing.	
<b>Handle bar / Bail arm</b> 2 side arms, 1 mounting kit. (please order the profile separately)	Side arms kit* <sup>3</sup> Side arms kit off-white, RAL 9002 / push-buttons pebble gray, RAL 7032	A 93 00 014
	Length of the side arms: 7.480"	
	* <sup>3</sup> suitable aluminum profile, anodized as separate part on demand, extrusion length = case width - 1.024"	
Possible to mount from the inside, strong ratchet with 30° indexing. Side arms and mechanism <b>diecast zinc</b> for high load. Push-buttons PA reinforced. Anti-glide inserts in rubber. In order to improve the stability, we recommend gluing the aluminum profiles with the lateral parts.		

## INFO-BOX

