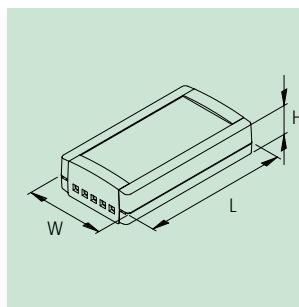





TOPTEC



TOPTEC



- Two coloured
 - Base/top
 - Off-white, RAL 9002
 - End panels
 - Pebble grey, RAL 7032
 - One coloured
 - Black, RAL 9005

THE PRODUCT

Screwing cases together is a thing of the past – TOPTEC makes it possible. The snap-in system really is revolutionary, since it does not only lead to savings in the assembly of cases.

The PCBs can be fitted on both sides with interfaces that project beyond the actual width of the case. The previous assembly of the connectors on the case wall and the connection cable for the PCB can now be dispensed with.

YOUR ADVANTAGE

Aesthetic design for indoor applications as a desk top or wall mounting system.

Saves you time and costs. Through simple, screwless case assembly.

Base part with lateral opening for quick and easy equipping from all sides.

For the first time electronic parts and interfaces can be installed as a complete package.

Removable end panels, available with or without ventilation slots.

High and flat top part.

Ideal wall mounting without changing the case design due to hidden wall suspension element with snap-in locking device.

Recessed control area to protect membrane keyboards.

APPLICATIONS

Universal case for electronic and electro-technical devices. For example, for monitoring purposes as check instruments, signalling equipment and control systems, medical field and laboratory technology, computer peripherals, etc.

PROTECTION CLASS IP 40

MAX. SIZE OF PCB*1

TOPTEC	L x W in mm	
	base	top
	without/with vent. slots	
102	96 x 46 / 96 x 46	–
123 F/H	116 x 60 / 112 x 60	96 x 60
154 F/H	147 x 75 / 143 x 75	122 x 75
194 F/H	187 x 106 / 183 x 106	158 x 106

ENCLOSURES

TOPTEC	Outside dim. in mm			Version / Equipment (dim. in mm)		Material	Part-No.		
	L	W	H	ventilation slots	max. dim. keypad		RAL 9002/7032	RAL 9005	
102	102	54	30	I	–	82.60 x 38.00	ABS (UL 94 HB)	B 10 40 365	B 10 40 369
	102	54	30	II	•	82.60 x 38.00	ABS (UL 94 HB)	B 10 40 465	B 10 40 469
123 F	123	68	30	I	–	100.50 x 48.00	ABS (UL 94 HB)	B 10 55 365	B 10 55 369
	123	68	30	II	•	100.50 x 48.00	ABS (UL 94 HB)	B 10 55 465	B 10 55 469
123 H	123	68	45	I	–	100.60 x 48.00	ABS (UL 94 HB)	B 10 50 365	B 10 50 369
	123	68	45	II	•	100.60 x 48.00	ABS (UL 94 HB)	B 10 50 465	B 10 50 469
154 F	154	84	38	I	–	125.50 x 59.90	ABS (UL 94 HB)	B 10 65 365	B 10 65 369
	154	84	38	II	•	125.50 x 59.90	ABS (UL 94 HB)	B 10 65 465	B 10 65 469
154 H	154	84	56	I	–	125.90 x 60.10	ABS (UL 94 HB)	B 10 60 365	B 10 60 369
	154	84	56	II	•	125.90 x 60.10	ABS (UL 94 HB)	B 10 60 465	B 10 60 469
194 F	194	115	46	I	–	163.20 x 85.00	ABS (UL 94 HB)	B 10 75 365	B 10 75 369
	194	115	46	II	•	163.20 x 85.00	ABS (UL 94 HB)	B 10 75 465	B 10 75 469
194 H	194	115	68	I	–	163.00 x 84.90	ABS (UL 94 HB)	B 10 70 365	B 10 70 369
	194	115	68	II	•	163.00 x 84.90	ABS (UL 94 HB)	B 10 70 465	B 10 70 469

ACCESSORIES

Article	For enclosure TOPTEC	Version / Application	Part-No.	
			RAL 7032	RAL 9005
① Wall suspension element	102	plastic, with snap-in connection, 1 pc	B 13 40 028	B 13 40 029
	123 F/H	plastic, with snap-in connection, 1 pc	B 13 50 028	B 13 50 029
	154 F/H	plastic, with snap-in connection, 1 pc	B 13 60 028	B 13 60 029
	194 F/H	plastic, with snap-in connection, 1 pc	B 13 70 028	B 13 70 029
② Fastening element for DIN-Rails acc. to DIN EN 60 715 TH35 / G32	123, 154, 194 F/H	off-white, 1 pc incl. assembly kit (drilling necessary)	B 13 00 017	
	123, 154, 194 F/H	black, 1 pc incl. assembly kit (drilling necessary)	B 13 00 019	
③ Set of screws	for all case sizes	4 x ø 2.5 x 6 mm, for mounting PCBs	A 91 99 008	



• included

*! cutouts for case assembly not taken into consideration