

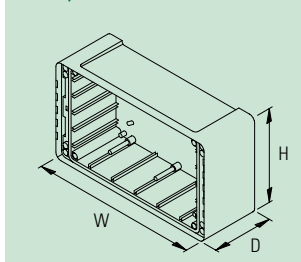


Off-white, RAL 9002

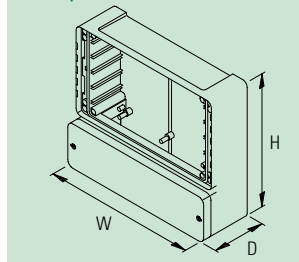
Pebble grey, RAL 7032
(rear panel standard kits)



Rear panel 3



Rear panel K3



THE PRODUCT

The VARIO-BOX is the case system with many variations.

Different component parts can be assembled to form wall mounting systems as well as table-top units. The VARIO-BOX can be supplied as a complete standard assembly kit or in component parts.

YOUR ADVANTAGE

Rear panel with / without terminal compartment.

Large terminal compartment easily accessible, also suitable for deeper terminals.

Cost-saving and easy assembly of component parts.

Combinations with long frame allow 19" installations according to DIN 41 494 (42 TE, 3 HE). Due to the card guide which can be snapped in fast and easily, no additional equipment sections are required.

The raised front frame protects the operating elements.

Ergonomically tilted position due to handle bar and tilt feet.

Invisible assembly. Due to the wall suspension element the case can be fixed to the wall when closed.

APPLICATIONS

Case system for a multitude of applications, e.g. in plant engineering as control or measuring devices, 19" technique, in heating and air conditioning technology, in measuring and control technology, etc.

PROTECTION CLASS

IP 54 for combinations with front panel

IP 64 when used in combination with front frame and front panel F3 or frame cover

IP 65 when used in combination with cover

STANDARD KITS

 WR3	 F3	 H3	 WR3	 F3
B 03 42 017 VARIO-BOX K 309 / IP 54 264 x 230 x 90.5 mm	B 03 42 027 VARIO-BOX K 309 F / IP 64 264 x 230 x 91.5 mm	B 03 42 037 VARIO-BOX K 310 H / IP 65 264 x 230 x 101 mm	B 03 42 047 VARIO-BOX K 311 R / IP 54 264 x 230 x 106.5 mm	B 03 42 057 VARIO-BOX K 312 RF / IP 64 264 x 230 x 123 mm
 H3	 WR3 / 19"	 F3/19"	 H3/19"	 WR3
B 03 42 067 VARIO-BOX K 313 RH / IP 65 264 x 230 x 132.5 mm	B 03 42 077 VARIO-BOX K 322 R / IP 54 264 x 230 x 215.5 mm	B 03 42 087 VARIO-BOX K 323 RF / IP 64 264 x 230 x 233 mm	B 03 42 097 VARIO-BOX K 324 RH / IP 65 264 x 230 x 241.5 mm	B 04 42 017 VARIO-BOX 309 / IP 54 264 x 150 x 90 mm
 F3	 H3	 WR3	 F3	 H3
B 04 42 027 VARIO-BOX 309 F / IP 64 264 x 150 x 106.5 mm	B 04 42 037 VARIO-BOX 310 H / IP 65 264 x 150 x 116 mm	B 04 42 047 VARIO-BOX 311 R / IP 54 264 x 150 x 121.5 mm	B 04 42 057 VARIO-BOX 312 RF / IP 64 264 x 150 x 138 mm	B 04 42 067 VARIO-BOX 313 RH / IP 65 264 x 150 x 147.5 mm
 WR3 / 19"	 WR3 / 19"	 WR3 / 19"	 WR3 / 19"	 WR3 / 19"
B 04 42 107 VARIO-BOX 322 R / IP 54 264 x 150 x 230.5 mm	B 04 42 077 VARIO-BOX 322 RM / IP 54 264 x 150 x 230.5 mm	B 04 42 167 VARIO-BOX 322 RK / IP 54 264 x 150 x 230.5 mm	B 04 42 137 VARIO-BOX 322 RMK / IP 54 264 x 150 x 230.5 mm	B 04 42 197 VARIO-BOX 322 RG / IP 54 264 x 150 x 230.5 mm
 F3/19"	 F3/19"	 F3/19"	 F3/19"	 F3/19"
B 04 42 117 VARIO-BOX 323 RF / IP 64 264 x 150 x 247 mm	B 04 42 087 VARIO-BOX 323 RFM / IP 64 264 x 150 x 247 mm	B 04 42 177 VARIO-BOX 323 RFK / IP 64 264 x 150 x 247 mm	B 04 42 147 VARIO-BOX 323 RFMK / IP 64 264 x 150 x 247 mm	B 04 42 207 VARIO-BOX 323 RFG / IP 64 264 x 150 x 247 mm
 H3/19"	 H3/19"	 H3/19"	 H3/19"	 H3/19"
B 04 42 127 VARIO-BOX 324 RH / IP 65 264 x 150 x 256.5 mm	B 04 42 097 VARIO-BOX 324 RHM / IP 65 264 x 150 x 256.5 mm	B 04 42 187 VARIO-BOX 324 RHK / IP 65 264 x 150 x 256.5 mm	B 04 42 157 VARIO-BOX 324 RHMK / IP 65 264 x 150 x 256.5 mm	B 04 42 217 VARIO-BOX 324 RHG / IP 65 264 x 150 x 256.5 mm

? = matching front panel type; please order separately – see accessories page 38.

Rear panels in pebble grey. Versions with terminal compartments have premarked openings on the bottom and at the rear. The terminal compartment cover is off-white. The assembly kits are supplied as single parts with gasket and the corresponding fastening elements.

SINGLE PIECES (FOR POSSIBLE COMBINATIONS SEE PAGE 37)

Part-No.	Article	Version / Application
B 05 42 108	① Rear panel K3 (with terminal compartment)	ABS, pebble grey, with premarked openings on bottom and rear
B 05 42 107		ABS, off-white, with premarked openings on bottom and rear
B 05 42 118		ABS, pebble grey, with premarked openings only on rear
B 05 42 117		ABS, off-white, with premarked openings only on rear
B 05 42 128	② Rear panel 3 (without terminal compartment)	ABS, pebble grey
B 05 42 127		ABS, off-white
B 05 42 207	③ Frame K3	ABS, off-white
B 05 42 227	④ Frame L3	ABS, off-white
B 05 02 417	⑤ Side-covers	version I, ABS, off-white, without handle recess, simply clip into frame L3, 2 pcs
B 05 02 407		version II, ABS, off-white, with handle recess, simply clip into frame L3, 2 pcs
B 05 02 437		version III, same version I but with tilt feet, simply clip into frame L3, 2 pcs
B 05 02 427		version IV, same version II but with tilt feet, simply clip into frame L3, 2 pcs
B 05 02 447		version V, ABS, off-white, without handle recess but with holes for mounting the handle, simply clip into frame L3, 2 pcs
B 05 43 528	⑥ Handle 3 – Bail Arm	lateral parts pebble grey, push-button off-white, aluminium profile, with 30° indexing
B 05 43 527		lateral parts and push-button off-white, aluminium profile, with 30° indexing
B 05 43 526		lateral parts off-white, push-button pebble grey, aluminium profile, with 30° indexing
B 05 42 247	⑦ Front frame 3	ABS, off-white
B 06 42 147	⑧ Front cover 3	ABS, off-white
B 05 43 301	⑨ Cover 3	SAN, transparent, with hinge, left-hand or right-hand hinge, 2 cross-head screws
B 05 42 308		ABS, pebble grey, with hinge, left-hand or right-hand hinge, 2 cross-head screws
B 05 43 321		SAN, transparent, without hinge, standard-fixing with 4 cross-head screws
B 05 42 328		ABS, pebble grey, without hinge, standard-fixing with 4 cross-head screws

ACCESSORIES

Part-No.	Article	Version / Application
B 06 40 100	⑩ Front panel WR3	matt anodised aluminium, 260.3 x 146.3 x 2 mm, 1 pc
B 06 40 120	⑪ Front panel F3	matt anodised aluminium, 255.5 x 141.5 x 2 mm (only for comb. with front frame 3), clip in, 1 pc
B 06 40 130	⑫ Front panel H3	matt anodised aluminium, 223.6 x 137.5 x 2 mm (only for comb. with cover 3), 1 pc
B 06 40 110	⑬ 19"-Front panel 3	matt anodised aluminium, 223.3 x 128.4 x 2 mm (19"-tapped strip for mounting necessary), 1 pc
B 06 03 308	⑭ Wall suspension element	PA glass-reinforced, pebble grey, protection class remains unchanged, available as a kit
B 05 03 538	⑮ Hinge	PA reinf., with quick-action lock, left/right-hand hinge, for combinations ① + ④ or ② + ④, 1 pc
B 05 03 548		PA reinf., without quick-action lock, left/right-hand hinge, for combinations ① + ④ or ② + ④, 1 pc
B 06 02 508	⑯ 19"-Card guides 42 TE, 3 HE	ABS, clip into place, for frame L3 (④) – not suitable for cassette units, 1 set supplied (1 top guide, 1 bottom guide), up to 5 sets of guides can be fitted into one case
B 05 02 558	⑰ 19"-Mounting kit 3	this kit allows DIN 41 612 or 41 617 connectors to be assembled to frame L3 (④) when 19"-card guides (⑯) are fitted; 4 supports, 2 aluminium profiles, fixings
B 06 40 510	⑱ 19"-Tapped & threaded strip 3	if 19"-front panel 3 or cover front panels are used, suitable for frame L3 (④), 2 pcs
B 06 00 150	⑲ 19"-Cover front panel	matt anodised aluminium, width 2 TE between case width 44 TE and effective width 42 TE, for mounting 19"-trapped and threaded strip 3 is necessary, 1 pc
B 06 00 310	⑳ Security element	Polypropylene, for front cover 3 and terminal compartment cover 3, 2 pcs
B 06 00 348	㉑ Knurled screw	for locking the front cover instead of the standard cross-head screw when combined with frame K3 (③) or frame L3 (④), 2 pcs
B 06 00 320	㉒ Lock	combinations rear panel K3 (①) / 3 (②) with frame K3 (③) / L3 (④) and cover 3 (⑨), add. drilling required, 1 pc

INFO-BOX

Supply: The fastening elements required are included in the kits supplied.

19"-Technique: The version with the long frame L3 (④) together with the 19" mounting kit (⑰), enables the fitting of DIN 41 612 and DIN 41 617 connectors. Cases with a terminal compartment (rear panel K3, ①) will only accept connectors with contacts up to 13 mm long.

Together with the hinge (⑱) the wiring pins

are freely accessible, even when the circuit boards are fitted.

The hinge can be supplied with or without a plastic lock. The version with the lock enables easy access to the wiring level. If the version without the lock is ordered the frame and the rear panel must be screwed in place.



POSSIBLE COMBINATIONS

WALL MOUNTING CASES

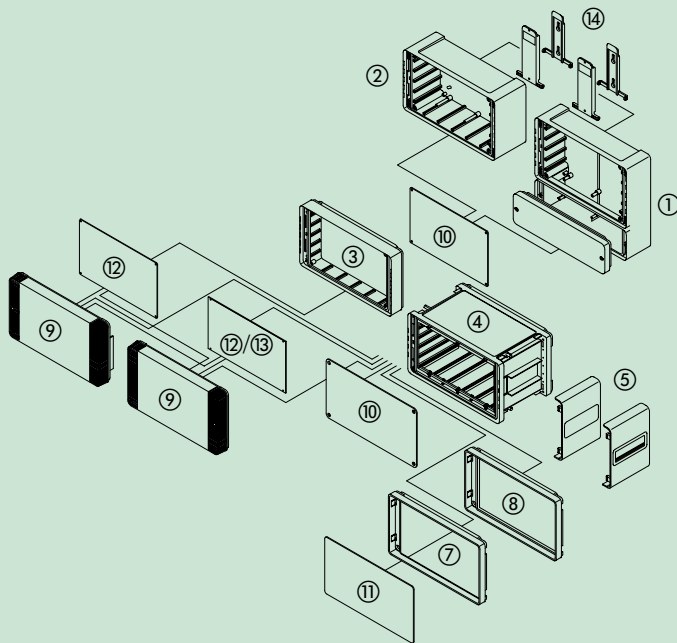


TABLE TOP CASES

