



THE PRODUCT

A convex design to match the curves of the body is the characteristic feature of the ERGO-CASE range of cases.

As “bodycases” they for the first time make it possible for the user to wear the unit comfortably – whether on their arm, chest or waist.

The innovative design not only makes it easier to operate but also easier to read off.

YOUR ADVANTAGE

Ergonomically shaped case designed for carrying on the body.

Flat surface for individual interfaces on the front side.

Belt strap and eyelet for belt strap available as accessories, easy to fit. Max. size of the belt strap: height 35 mm, thickness 3 mm.

Available for operation either with or without batteries. Add-on battery compartments (M, L) or integrated supports (S).



Can also be used as hand-held, desktop or wall-mounted case.

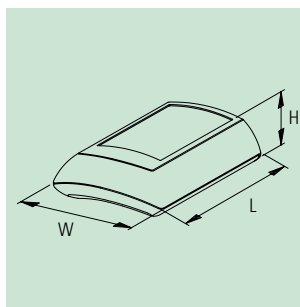
Available either with flat or with high top part for individual installation configuration.

Rational case mounting.

Recessed operating area in order to protect the membrane keyboard.



Off-white, RAL 9002 
Black, RAL 9005 



APPLICATIONS

Mobile data recording and transmission in the fields of medical, laboratory and measuring technology, storage and sales logistics, digital open and closed-loop control technology.

PROTECTION CLASS IP 54

With sealing/sealing kit (accessory), except size L with display panel.

MAX. SIZE OF PCB

ERGO-CASE	L x W in mm	
	flat top part	high top part
S	65 x 56	61 x 56
M	128 x 72	128 x 68
L	125 x 162	119 x 160

(cutouts for pillars not taken into consideration)

ENCLOSURES

ERGO-CASE	Outside dim. in mm			Combi-nation	batt. comp.	Equipment (dim. in inches)		Material	Part-No.		
	L	W	H			lid of batt. comp.	max. dim. keypad		off-white	black	
S*1	80	96	32	flat	2 x AAA	—	43.80 x 58.20	ABS (UL 94 HB)	B 70 00 107	B 70 00 109	
	80	96	44	high	2 x AAA	—	43.80 x 58.25	ABS (UL 94 HB)	B 70 05 107	B 70 05 109	
M	150	100	40	flat	• (see acc. ①)	clip-lock	101.90 x 58.30	ABS (UL 94 HB)	B 70 10 107	B 70 10 109	
	150	100	55	high	• (see acc. ①)	clip-lock	101.80 x 58.20	ABS (UL 94 HB)	B 70 15 107	B 70 15 109	
	150	100	40	flat	—	—	101.90 x 58.30	ABS (UL 94 HB)	B 70 10 207	B 70 10 209	
	150	100	55	high	—	—	101.80 x 58.20	ABS (UL 94 HB)	B 70 15 207	B 70 15 209	
L	150	200	54	flat	• (see acc. ①)	clip-lock	94.10 x 149.40	ABS (UL 94 HB)	B 70 20 107	B 70 20 109	
	150	200	69	high	• (see acc. ①)	clip-lock	94.00 x 149.10	ABS (UL 94 HB)	B 70 25 107	B 70 25 109	
	150	200	54	flat	—	—	94.10 x 149.40	ABS (UL 94 HB)	B 70 20 207	B 70 20 209	
	150	200	69	high	—	—	94.00 x 149.10	ABS (UL 94 HB)	B 70 25 207	B 70 25 209	
<i>Colour combination enclosure/display panel</i>								off-white	off-white/translucent	black	black/translucent
L*2 with display panel	150	200	54	flat	• (see acc. ①)	clip-lock	83.80 x 141.10	B 70 20 137	B 70 20 147	B 70 20 139	B 70 20 149
	150	200	69	high	• (see acc. ①)	clip-lock	83.80 x 141.10	B 70 25 137	B 70 25 147	B 70 25 139	B 70 25 149
	150	200	54	flat	—	—	83.80 x 141.10	B 70 20 237	B 70 20 247	B 70 20 239	B 70 20 249
	150	200	69	high	—	—	83.80 x 141.10	B 70 25 237	B 70 25 247	B 70 25 239	B 70 25 249

ACCESSORIES

Article	For enclosure ERGO-CASE	Version / Application	Part-No.	
① Set of battery compartment	M, L	ABS, off-white, for 4 x 1.5 V mignon cells (AA), battery clips nickel-plated*5	A 93 45 217	
② Battery compartment	M, L	ABS, off-white, for 1 x 9 V flat battery (PP3)	A 91 74 003	
	M, L	ABS, off-white, for 2 x 9 V flat batteries (PP3)	A 91 74 002	
③ Set of battery clips	S	for 2 x 1.5 V micro cells (AAA), incl. battery contact for serial connection	B 71 00 002	
	M, L	tin-plated, for 1 x 9 V flat battery (PP3)	A 91 74 006	
	M, L	tin-plated, for 2 x 9 V flat batteries (PP3)	A 91 61 002	
④ Plug-in contact	M, L	for 1 x 9 V flat battery (PP3)	A 91 60 003	
⑤ Sealing	S	for sealing up to IP 54	B 71 00 005	
	M	for case version without battery compartment and lid, sealing up to IP 54	B 71 10 005	
	L	for case version without battery compartment and lid, sealing up to IP 54	B 71 20 005	
⑤ Sealing kit	M	for case version with battery compartment and lid, sealing up to IP 54	B 71 10 001	
	L	for case version with battery compartment and lid, sealing up to IP 54	B 71 20 001	
⑥ Strap eyelet*4	S, M, L	PA 6, volcano, for strap attachment and secure storage of the cases with wall susp. element, kit with 2 pcs (4 mounting holes ø 4.5 mm necessary)	B 71 10 028	
⑦ Belt strap	S, M, L	elastic belt with clamp lock, approx. 450 x 35 mm, black	B 71 10 129	
	S, M, L	belt strap with push-in buckle, approx. 1,200 x 30 mm, black	B 71 10 139	
	S, M, L	belt strap with push-in buckle, approx. 1,500 x 30 mm, black	B 71 10 149	
⑧ Wall suspension element*3	S, M	PA 6, volcano, for storing the cases, with removal securing clip	B 71 10 048	
	L	PA 6, volcano, for storing the cases, with removal securing clip	B 71 20 048	
⑨ Contacts*4	S, M, L	contact male for the wall suspension element, 6-pole	A 91 78 007	
	S, M, L	contact female for the case, 6-pole (additional holes necessary)	A 91 78 008	
⑩ Belt / pocket clip	S, M	PA 6, 2 mounting holes ø 4.2 mm necessary, 1 pc	off-white	black
			B 71 10 107	B 71 10 109



◀ order details for ring eyelet A9100001 (for case sizes S/M) see page 104

*1 with ERGO-CASE S, case assembly with threaded screws; advantageous when changing batteries

*2 Material: ABS (UL 94 HB), translucent display panel PC (UL 94 V-0); protection class IP 54 not possible

*3 the strap eyelet attachment (⑥, separate article) is required for storing the case

*4 see assembly instruction on our website www.okw.com

*5 complies with DIN EN 60601 (short circuit caused by incorrect insertion of batteries impossible)

NEW PRODUCT